

CHOOSE THE OPTIMAL CONFIGURATION TO MEET THE NEEDS OF YOUR CLINICAL PRACTISE

HIGH QUALITY COMPONENTS MAKE THE SYSTEM AN ADVANCED LEVEL URODYNAMIC DEVICE PROVIDING THE BEST-IN-CLASS LEVEL OF SPECIFICATION.

All components mounted on a single stable chassis.

Small footprint fits to any examination room.

Height adjustable cart to allow seated or standing operating position.

Braked wheels ensure patient and system safety.

Integrated IV stand allows for easy positioning of the pump and accessories on left or right side.

Up to 16 configurable channels, easily accessible.

Wide range of accessories available.

Accessories that meet the high standards of demanding clinical environment.

Notify body No. 2265, 3EC International a.s.

MMTS_2

MEDKONSULT medical technology s.r.o.
 Pasteurova 15, 779 00 Olomouc, Czech Republic

T +420 581 113 030
 E mmt@mmtsystems.com



GET INTO THE FLOW WITH MMT URODYNAMICS



UROMIC Symphony with dual touchscreen monitors mounted side by side to visually maximise the entire processes.



UROMIC Symphony with dual touchscreen monitors mounted top and bottom to visually maximise the entire processes.



UROMIC Symphony with dual touchscreen viewing monitors with a flexibility to view either the processes or keyboard layout.



UROMIC Symphony with touchscreen monitor with a flexibility to view either the process or keyboard layout.



UROMIC Symphony with touchscreen monitor and wireless medical grade keyboard and mouse.



UROMIC Symphony configured in a compact, cost effective format is designed to meet your daily clinical needs.



UROMIC
Symphony

USER FRIENDLY SOFTWARE UDMvision

EASY TO INSTALL

PREDEFINED PROTOCOLS

METHODS CONFORM TO ICS STANDARDS

MULTIPLE NOMOGRAMS

CONFIGURABLE EXAMINATION METHODS AND TEST REPORTS

ANORECTAL MANOMETRY

VIDEOURODYNAMICS

PVR VALUE AUTOMATICALLY SAVED INTO TEST REPORTS

CONFIGURABLE LANGUAGES

WIRELESS CONNECTION WITH HOSPITAL NETWORK, INCLUDING DICOM AND HL7

VOICE OR REMOTE CONTROL

ONLINE REMOTE SERVICE SUPPORT

MMT URODYNAMIC SYSTEMS ARE COMPATIBLE WITH A WIDE RANGE OF ACCESSORIES

Symphony



UROFLOWMETRY



The waterproof flow meter allows easy cleaning and disinfection. The lithium battery provides incredible battery performance for a truly wireless experience. No need for daily charging.









Different types of stand for flow meters available – height adjustable, designed to fit underneath the commode chair. Easy to assemble folding version allows easy travelling and more flexibility.



Lightweight and easy to clean commode for seated voiding, suitable also for videourodynamics.

UROMIC Symphony in different hardware configurations

						
	Compact Work Station	Touch Table	Touch Station	Work Station	Medical Office-tall	Medical Office-wide
User's interface						
Measuring channels	5	8 or 16	8 or 16	8 or 16	8 or 16	8 or 16
Wireless uroflowmetry – 868/915 MHz or Bluetooth	●	●	●	●	●	●
Wired uroflowmetry	●	●	●	●	●	●
Manually height adjustable cart	●	●	–	●	–	–
Electrically height adjustable cart	●	●	●	●	●	●
Four braked wheels	●	●	●	●	●	●
Medical keyboard and mouse	●	–	–	●	●	●
Keyboard shelf angle adjustable	–	–	–	●	●	●
Number of monitors	1	1	2	1	2 vertically	2 horizontally
Touch screen	–	●	●	●	●	●
Monitor adjustment - tilting	●	●	●	●	●	●
Monitor adjustment – rotating	–	–	●	●	●	●
Left/right side positioning of pole	●	●	●	●	●	●
Pump and pole angle adjustable	–	●	●	●	●	●
Shelf for printer	●	●	●	●	●	●
Bladder scanner holder	●	●	●	●	●	●
USB ports	●	●	●	●	●	●
HDMI/SDI inputs	–	●	●	●	●	●

CYSTOMETRY




MMT cystometric pump and infusion weight ensure precise volume filling.

PROFILOMETRY



MMT unique magnetic puller with customisable speed and resterilisable catheter holder.

EMG / BIOFEEDBACK



EMG curve is smooth and precise thanks to an external preamplifier.

WIRELESS PATIENT UNIT



Portable, wireless UROMIC Harmony provides additional channels for use at the patient side, keeping cables out of the way.

3D BLADDER SCANNER*



The portable, intuitive, and accurate bladder scanner provides real-time PVR information. The PVR value is available in seconds and saved into test reports automatically.

VALSALVA LEAK POINT PRESSURE*



Flexible camera allows easy visualisation of urethral leaks.

*Third party product

*Third party product