

Models

6202 | 6303 | 6302 | 6302U | 6210

Table of contents

.....	
Sonesta Gynecology & Urology Procedure Chairs	4
Accessory packages	4
Accessories	5-10
Cushion Color Samples	11
Sonesta 6210 Video Fluoroscopy Table	12
Accessory packages	12
Accessories	13-14

Sonesta Gynecology & Urology Procedure Chairs

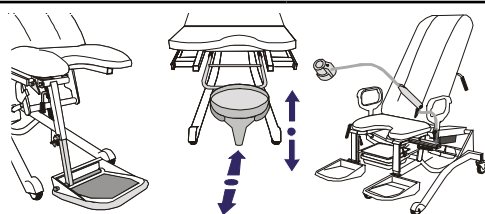


Sonesta Medical offers the following accessory packages and accessories for its Sonesta products (excluding model 6210). Standard colors are #12 (Blue) in Europe/Asia or #2 (Grey) in USA. Upon request all products can be delivered in a selection of additional colors at an extra cost.

Accessory packages


S = Standard configuration
A = Accessory

524-6500
Sonesta URO-package
 524-6331 Fold up footrests (pair)
 524-6325-5 Plastic funnel
 524-6313 Examination lamp



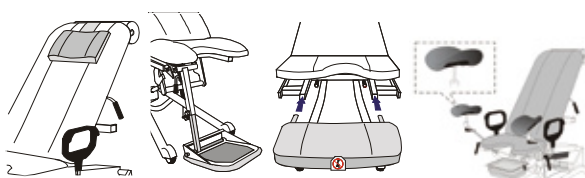
6202	6303	6302	6302U
-	A	A	A

524-6510
Sonesta OBGyn-package
 524-P6411 Footplates (pair)
 524-6313 Examination lamp



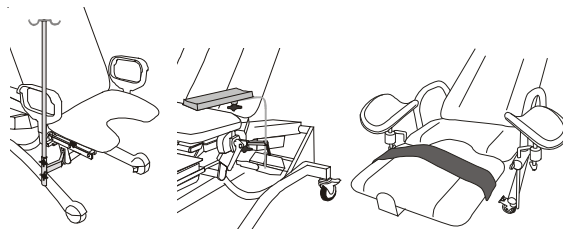
6202	6303	6302	6302U
A	A	A	A

524-6520
Sonesta Comfort-package
 524-6346 Neck pillow
 524-6331 Fold up footrests (pair)
 524-6364 Extension cushion
 524-6336-C Leg rest cover



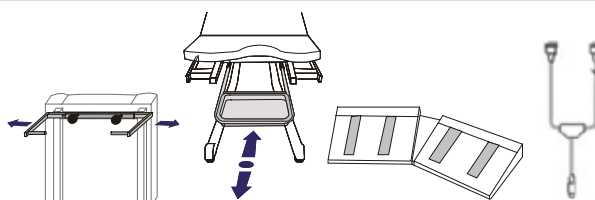
6202	6303	6302	6302U
-	A	A	A

524-6530
Sonesta Saftey Plus-package
 524-6316 IV Pole
 524-6021-4 Arm support, adjustable
 524-P6415 Restraint strap



6202	6303	6302	6302U
A	A	A	A

524-6540
Sonesta 6302-Upgrade
 524-6326 Paper roll holder
 524-6325-1 Drainage receptacle
 524-6353 or 524-P6409
 Two motor foot control
 524-8090 Y cable



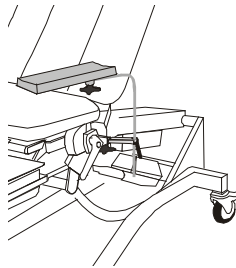
6202	6303	6302	6302U
-	-	A	A

Accessories

S	= Standard configuration
A	= Accessory

524-6021-4 Arm support adjustable

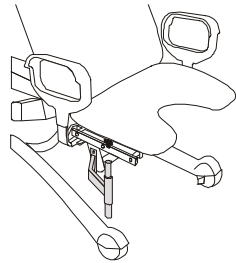
Made from standard cushion material to match the colour of the table, this arm support can be attached directly to compatible tables and is made with a 40 cm long horizontal bar on the holder for greater patient comfort. Designed to be used when attaching an IV line to patient. Arm board is infinitely adjustable in height, angle and radius



6202	6303	6302	6302U
A	A	A	A

524-6310 Zeiss Colposcope attachment

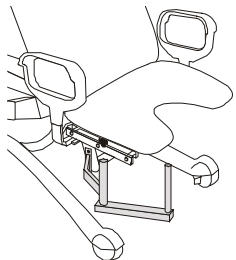
Type Zeiss - This bracket serves to attach a Zeiss colposcope directly to the side of the lift support under the seat. This allows the colposcope to stay at the same height as the patient's pelvis when you raise or lower table. To be mounted on patients right side of the chair.



6202	6303	6302	6302U
A	A	A	A

524-6311 Leisegang Colposcope Attachment

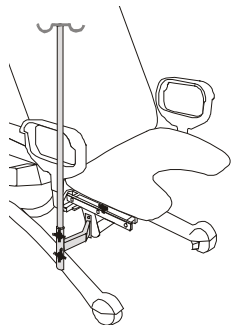
Type Leisegang - This serves to attach a Leisegang colposcope directly to either side of the lift support under the seat. This allows the colposcope to stay at the same height as the patient's pelvis when you raise or lower table. To be mounted on patients right side of the chair.



6202	6303	6302	6302U
A	A	A	A

524-6316 IV pole

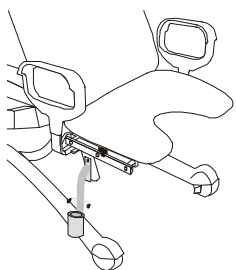
An IV pole with holder that attaches to a support under the seat cushion. The IV pole will stay in the height relative to the patient as it moves as the table is adjusted. To be mounted on patients right side of the chair.



6202	6303	6302	6302U
A	A	A	A

524-6317 Leica Colposcope Mount

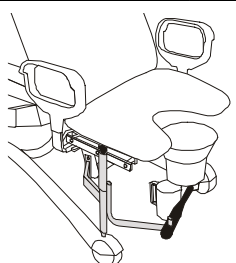
Mounting bracket for Leica colposcopes MS5 & MZ6. Mounts on either side of the table. To be mounted on patients right side of the chair.



6202	6303	6302	6302U
A	A	A	A

524-6319 Swingarm MFD Flow transducer

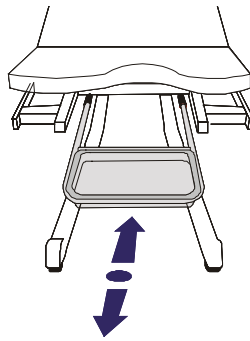
Type MFD - Made to hold the uroflow unit made by MFD, this unit moves up and down with the table and can be easily swung out of the way when not in use. To be mounted on patients right side of the chair.



6202	6303	6302	6302U
A	A	A	A

**524-6325-1
Drainage Receptacle**

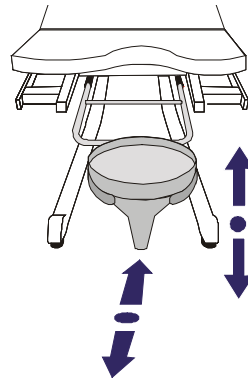
Standard receptacle 60mm deep - A stainless steel receptacle with an adjustable 'quick change' holder.



6202	6303	6302	6302U
S	S	A	A

**524-6325-5
Plastic Funnel**

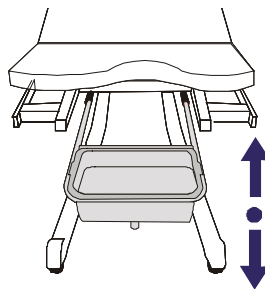
A removable plastic funnel (236mm diameter top) mounted on a fixed height 'quick change' holder.



6202	6303	6302	6302U
A	A	A	A

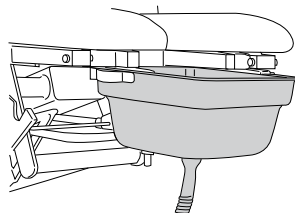
**524-6325-8
Plastic Drainage Adjustable Height**

265 x 270mm opening, 160mm deep. Includes pre-cut drainage hole and hose connector



6202	6303	6302	6302U
A	A	A	A

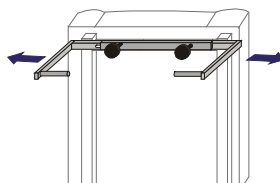
**524-6325-10
Funnel and cysto pan (US model only)**



6202	6303	6302	6302U
A	A	A	A

**524-6326
Paper Roll Holder**

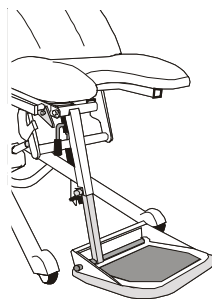
Adjustable width 400 mm - 600 mm - mounted on the top of the back of the back rest cushion



6202	6303	6302	6302U
S	S	A	A

**524-6331
Fold Up Footrests (single)**

These footrests are adjustable in length from 30cm - 42cm. They are also adjustable in width and slide outward 19cm each. The bottom is upholstered with same colour as your table so if you fold them up they function as an extension cushion. The gas piston easily adjusts the angle. They are easily removed with a click-off system.

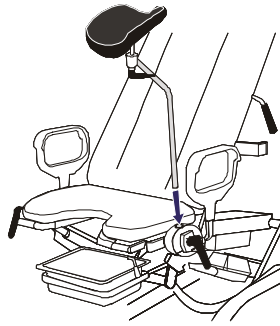


6202	6303	6302	6302U
S	A	A	A

Picture shows right side

**524-6336
Heavy Duty Rissler Leg Rests (single)**

Made of stainless steel, this leg rest has a ball and socket construction allowing tilt of the leg cushion in any direction in addition to the infinite angling when mounted in our leg rest holder model 6338.



6202	6303	6302	6302U
S	S	S	S

**524-6336-C
Leg Rest Cover (single)**

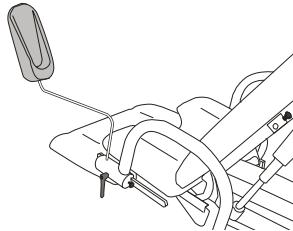
Made from standard cushion material to match the colour of the table, this cover gives a better look to the table and helps protecting the leg rest.



6202	6303	6302	6302U
A	A	A	A

**524-P6413
Footplates (single)**

Made of stainless steel and plastic foot section, fits into our standard leg rest holder.



6202	6303	6302	6302U
A	A	A	A

**524-6338
Leg Rest Holder (single)**

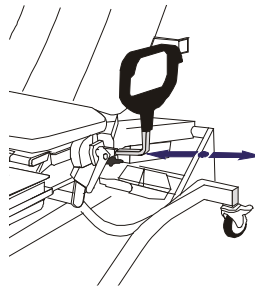
This leg rest holder is standard on all 6300 models. By loosening one handle, you can adjust the leg rest to any height, width or angle. Can be rotated 360 degrees.



6202	6303	6302	6302U
S	S	S	S

**524-6339-2
Patient Arm Rest (single)**

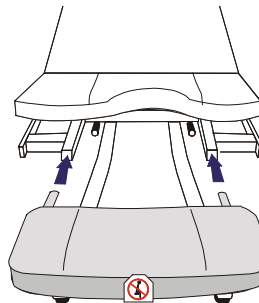
The Sonesta hand grip/arm rest is designed to be both an arm support and a handgrip, giving the patient many possible places to hold onto. Quickly removed to allow transfer from a wheelchair.



6202	6303	6302	6302U
S	S	S	S

**524-6364
Extension Cushion**

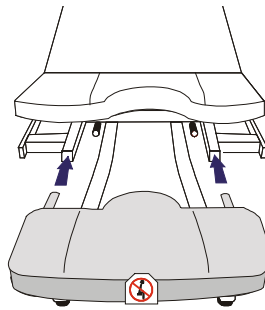
"Slide-in" extension cushion fits into the 2 square pipes under the front of the seat cushion and is easily removed when patient's legs are put onto the leg rests. Makes the table into a 175cm long flat examination table.



6202	6303	6302	6302U
A	A	A	A

**524-6362
Puzzle Piece Extension Cushion**

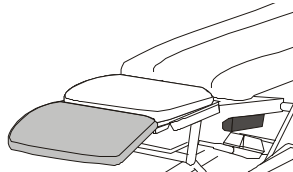
Puzzle piece "Slide-in" extension cushions that fill the standard 170 mm cushion cutout. Fits into the 2 square pipes under the front of the seat cushion and is easily removed when patient's legs are put onto the leg rests. Makes the table into a long flat examination table.



6202	6303	6302	6302U
A	A	A	A

**524-6363
GP Extension Cushion**

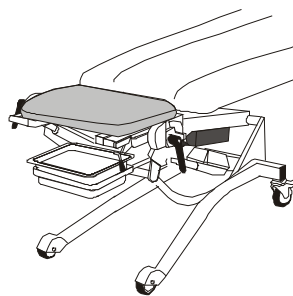
'Click-on, Click-off' extension cushion with gas piston angle adjustment. Makes the table a full-length examination table with adjustable foot-section.



6202	6303	6302	6302U
A	A	A	A

**524-6365
Seat Cushion w/o cutout**

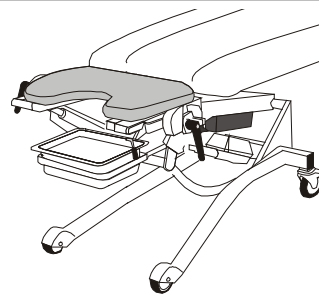
A 'quick change' accessory seat cushion that can be switched in seconds with any of our other seat cushions. You simply lift up on the front edge and lift it away and replace with another type.



6202	6303	6302	6302U
A	A	A	A

**524-6366-1
Seat Cushion 80mm**

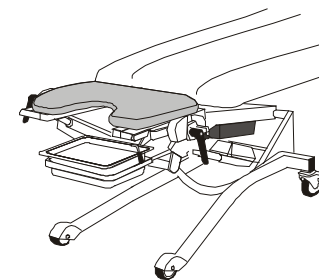
80 mm deep cut out. A 'quick change' accessory seat cushion, which can be switched in seconds with any other seat cushion. You simply lift up on the front edge and lift away and replace with another type.



6202	6303	6302	6302U
A	A	A	A

**524-6366-2
Seat Cushion 120mm**

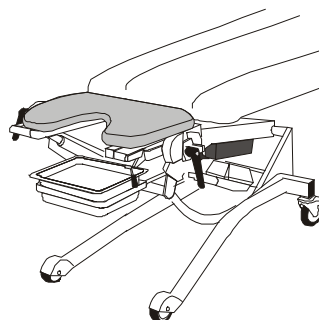
120 mm deep cut out. A 'quick change' accessory seat cushion, which can be switched in seconds with any other seat cushion. You simply lift up on the front edge and lift it away and replace with another type.



6202	6303	6302	6302U
A	A	A	A

**524-6366-3
Seat Cushion w/170mm cutout**

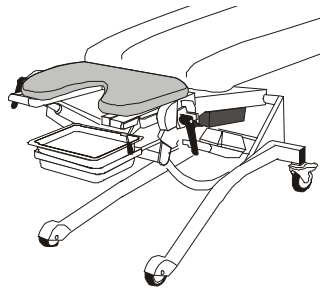
170 mm deep cut out. A 'quick change' accessory seat cushion, which can be switched in seconds with any other seat cushion. You simply lift up on the front edge and lift it away and replace with another type.



6202	6303	6302	6302U
S	S	S	S

524-6366-4
Seat Cushion 220mm

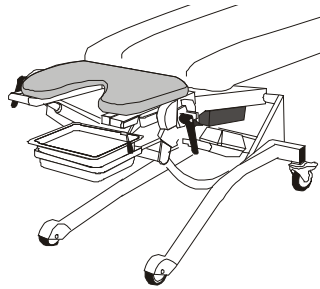
220 mm deep cut out. A 'quick change' accessory seat cushion that can be switched in seconds with any other seat cushion. You simply lift up on the front edge and lift it away and replace with another type.



6202	6303	6302	6302U
A	A	A	A

524-6366-5
Seat Cushion 80mm (Ped)

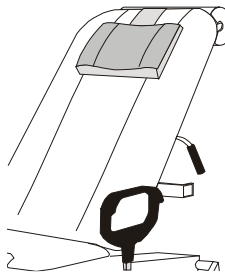
80 mm deep cut out. A 'quick change' accessory seat cushion, which can be switched in seconds with any other seat cushion. You simply lift up on the front edge and lift away and replace with another type.



6202	6303	6302	6302U
A	A	A	A

524-6346
Neck Pillow

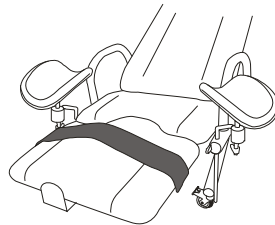
An adjustable length neck pillow in the same upholstery as your table. A 'Velcro' strip attached to the paper holder allow you to quickly change its position for your patients' height.



6202	6303	6302	6302U
S	A	A	A

524-P6415
Restraint Strap

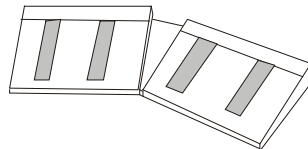
Velcro straps for patient fixation. Pair of 1 meter long and 10cm wide straps



6202	6303	6302	6302U
A	A	A	A

524-6353
Two Motor Foot Control (6302)

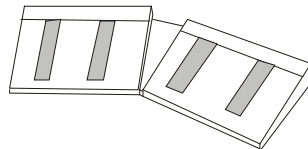
Waterproof foot control for 2 motor tables with cable to transformer.



6202	6303	6302	6302U
-	-	A	-

524-P6409
Two Motor Foot Control (6302U)

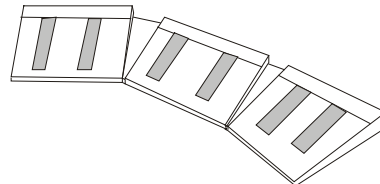
Waterproof foot control for 2 motor tables with cable to transformer.



6202	6303	6302	6302U
-	-	-	A

524-6357
Three Motor Foot Control

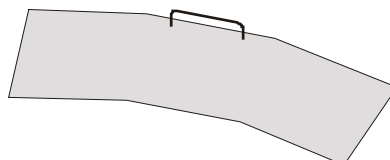
Waterproof foot control for 3 motor tables with cable to transformer. Two pieces consisting of one 1 single control and one 2 connected controls.



6202	6303	6302	6302U
S	S	-	-

524-6358
Footplate, for 3 motor Foot control

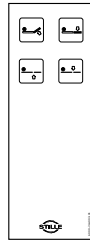
Used to connect the 3 motor foot control together.



6202	6303	6302	6302U
S	A	-	-

524-6354**Two Motor hand control (6302)**

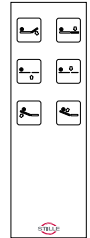
Waterproof hand control for 2 motor tables with cable to transformer. For adjustment of lift and seat motor.



6202	6303	6302	6302U
-	-	S	-

524-6355**Three Motor Hand Control (6303)**

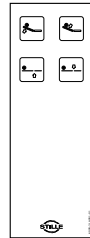
Waterproof hand control for 3 motor tables with cable to transformer.



6202	6303	6302	6302U
A	A	-	-

524-P6411**Two Motor Hand Control (6302U)**

Waterproof hand control for 2 motor tables with cable to transformer. For adjustment of lift and back motor.



6202	6303	6302	6302U
-	-	-	S

524-8090**Y-cable**

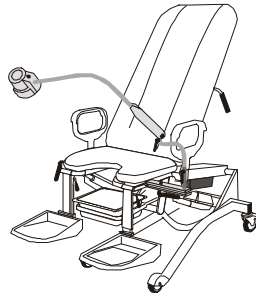
Used to connect foot and hand control together
Enabling choice of both foot and hand control.



6202	6303	6302	6302U
A	A	A	A

524-6313**Examination lamp**

Derungs Licht halogen examination lamp with adjustable holder arm Spot 48 000 lux at 0,5 m Reach 850 mm. With the specially designed arm, this lamp has a 66% switch as well as a full power switch and mounts on either side of table. Only available in 230V model.



6202	6303	6302	6302U
A	A	A	A

524-8058**Extra Grounding Kit (only sold with new tables)**


Extra grounding kit (ground equipotentialization) for urodynamic tables if sensitive EMG equipment is to be used. Factory installed if ordered with the table otherwise installation by technician required (not included in the price).

6202	6303	6302	6302U
A	A	A	A

Cushion Color Samples


S = Standard configuration
A = Accessory

Color #12 (Standard Blue)
 Standard colors in Europe/Asia



S


Color #2 (Standard Grey)
 Standard colors in USA




S

Additional colors
 Upon request all products can be delivered in a selection of additional colors at an extra cost.

A



Color #7 (Cream)




Color #8 (Mint Green)




Color #9 (Dark Blue)



Color #10 (Sky Blue)




Color #15 (Burgundy)




Color #16 (Red)



Color #18 (Beige)



Color #24 (Green)



Color #2 (Standard Grey)



Color #12 (Standard Blue)

Disclaimer:

Due to difference in printers, the colors shown do NOT depict EXACT colors.

Sonesta 6210 Video Fluoroscopy Table

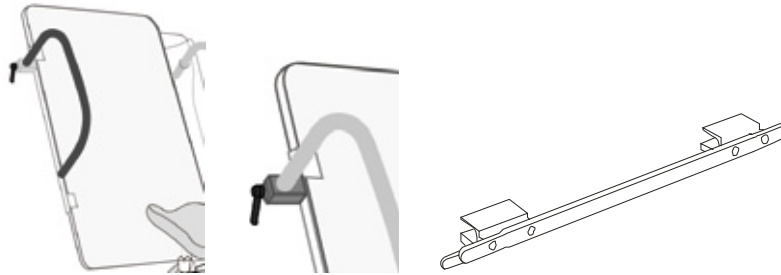


Sonesta Medical's offers the following accessory packages and accessories for model Sonesta 6210.

Accessories packages

S = Standard configuration
A = Accessory

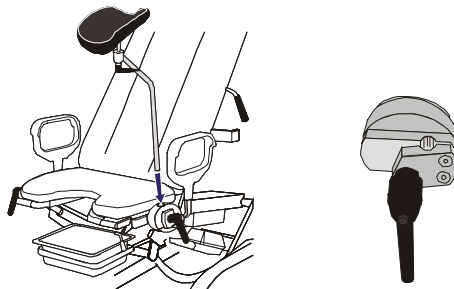
524-6550
Sonesta 6210 Comfort
 524-6021-6 Arm Rest
 524-6338-4 Arm Rest Holder
 524-6329 Detachable Side Rail



6210

A

524-6560
Sonesta 6210 Legrest
 524-6336-4 Rissler Leg Rest (pair)
 524-6338 Leg Rest Holder (pair)



6210

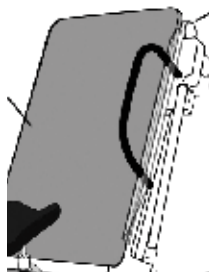
A

Accessories

S = Standard configuration
A = Accessory

524-6021-6 Arm Rest for 6210

This arm rest is used together with the 524-6329 detachable side rail and 6338-4 arm rest holder. The arm rest is covered with a soft foam material.



6210

S

524-6021-6 Arm Rest for 6210

This arm rest is used together with the 524-6329 detachable side rail and 6338-4 arm rest holder. The arm rest is covered with a soft foam material.



6210

A

524-6338-4 Arm Rest Holder for 6210

This arm rest holder is used together with 524-6021-6 Arm Rest and 524-6329 detachable side rail. By loosening one handle, you can slide the holder up and down the length of the side rail.

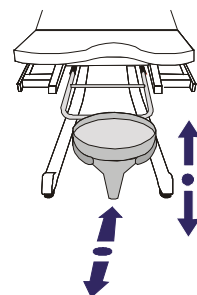


6210

A

524-6325-9 Plastic Funnel w/ Drainage for 6210

A removable plastic funnel (236mm diameter top) mounted on a fixed height 'quick change' holder.

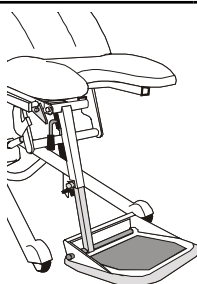


6210

S

524-6331 Fold Up Footrests

These footrests are adjustable in length from 30cm - 42cm. They are also adjustable in width and slide outward 19cm each. The bottom is upholstered with same colour as your table so if you fold them up they function as an extension cushion. The gas piston easily adjusts the angle. They are easily removed with a click-off system. Delivered standard on both the 6202 and 6210 tables.

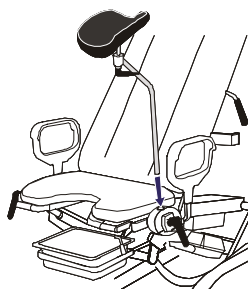


6210

S

524-6336-4 Heavy Duty Rissler Leg Rest (single)

Made of stainless steel, this leg rest has a ball and socket construction allowing tilt of the leg cushion in any direction in addition to the infinite angling when mounted in our leg rest holder model 6338.



6210

A

524-6336-C
Leg Rest Cover (single)

Made from standard cushion material to match the colour of the table, this cover gives a better look to the table and helps protecting the leg rest.

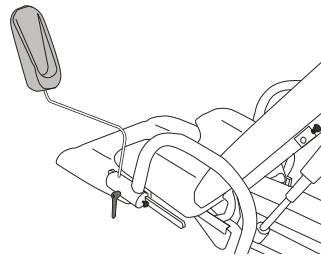


6210

A

524-P6413
Footplate (single)

Made of stainless steel and plastic foot section, fits into our standard leg rest holder.



6210

A

524-6338
Leg Rest Holder (single)

This leg rest holder is standard on all 6300 models. By loosening one handle, you can adjust the leg rest to any height, width or angle. Can be rotated 360 degrees.

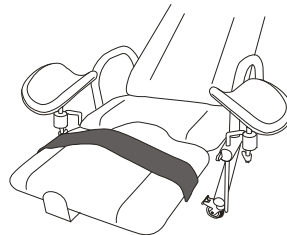


6210

A

524-P6415
Restraint Strap

Velcro straps for patient fixation. Pair of 1 meter long and 10cm wide straps.



6210

A

524-6356
Hand Control for 6210

Waterproof hand control for 6210 table, with cable to transformer.

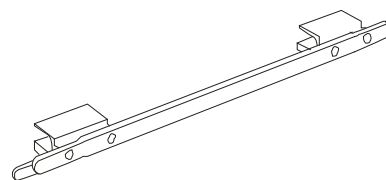


6210

S

524-6329
Detachable Side Rail for 6210

Fits on the table top's upper rail free part. Used to attach accessories.

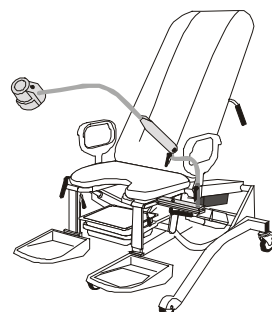


6210

A

524-6313
Examination lamp

Derungs Licht halogen examination lamp with adjustable holder arm Spot 48 000 lux at 0,5 m Reach 850 mm. With the specially designed arm, this lamp has a 66% switch as well as a full power switch and mounts on either side of table. Only available in 230V model.



6210

A



Distributed by: